

PACIFIC LOCK "Your Logo, Your Locks"™ Program

Rectangular Padlock Series


Purpose: The intent of this form is to ensure a positive experience with the "Your Logo, Your Locks"™ program. Draw or write how you would like the engraving to appear on *your* lock. When you return the form, PACLOCK will get the process started!

Step 1: Customer to complete and return to PACLOCK

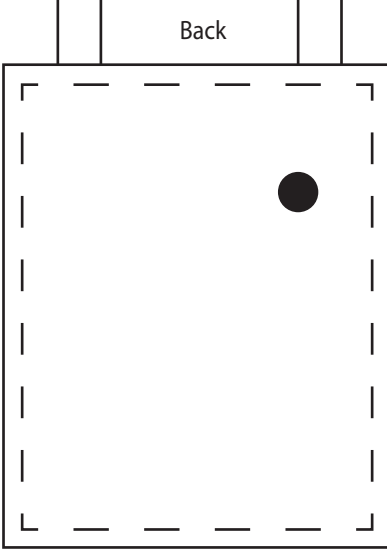
Brass & Steel Padlock engravings are outlined
Aluminum engravings are solid

 Represents Available Engraving Area

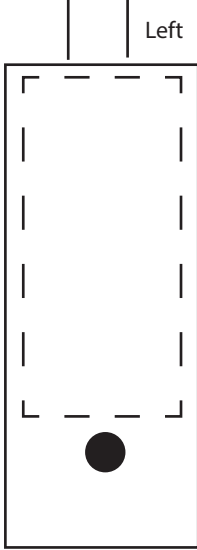
Front



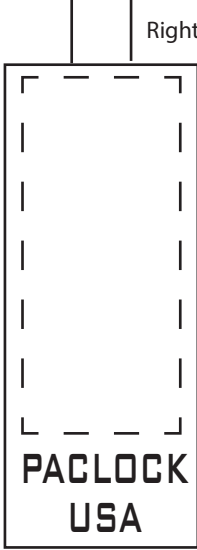
Back



Left



Right



Company Name:

If engraving logos, will you supply vectorized files? Yes No

Name:

Are you the owner of the logo's requested? Yes No

Date:

Will you need sequential numbering/serial numbers? Yes No

Please attach separate sheet if more information is needed.

Step 2: PACLOCK Sales Review

Name:

Are engraving requests within reasonable pricing guidelines? Yes No

Date:

Are there any special instructions from customer? Yes No

Lock:

If "Yes" please explain on separate sheet.

Step 3: PACLOCK Engineering Review

Assign unique Customer Engraving File #:

Sample Lock Prepared By:

Approved By:

Once management has approved the sample, document with pictures, store on network and e-mail to the customer.

Step 4: Final Customer Approval

Dear customer ~ your sample engraving accompanies this form. Please review the sample. We hope that it meets your expectation! If it does, please sign below and return the form to PACLOCK. If it does not, please contact our Sales team at your convenience.

Name:

Signature:

Date: